



**District Report Card: 2017**


<b>State:</b> Maharashtra	<b>District:</b> Amravati
<b>Class:</b> 8	<b>Subject:</b> Mathematics
<b>Schools:</b> 51	<b>Students:</b> 1314


**Participation/Coverage**


**Students**

<b>GENDER</b> 	Boys		Girls	
	Number	%	Number	%
	604	45.97	710	54.03

<b>AREA</b> 	Rural		Urban	
	Number	%	Number	%
	766	58.30	548	41.70

<b>CATEGORY</b> 	SC		ST		OBC		GEN	
	Number	%	Number	%	Number	%	Number	%
	274	20.85	269	20.47	411	31.28	360	27.40

<b>CWSN</b> 	LD	VI	HI	S&LD	ID	Oth
	3	8	6	1	1	39

<b>Management</b> 	Government		Government-aided	
	Number	%	Number	%
	151	11.49	1163	88.51

**Average Performance of Students in Mathematics (%)**

Overall	Gender		Area		Management		Social Group			
	Male	Female	Rural	Urban	Govt.	Aided	SC	ST	OBC	GEN
39.19	37.49	40.63	39.15	39.25	36.20	39.58	35.72	45.80	39.50	36.54

## Performance on Learning Outcomes (LOs)

Learning Outcomes	Description	Average Performance(%)
M601	Solves problems involving large numbers by applying appropriate operations	33.17
M606	Solves problems on daily life situations involving addition and subtraction of fractions / decimals	37.52
M620	Finds out the perimeter and area of rectangular objects in the surroundings like floor of the class room, surfaces of a chalk box etc.	39.02
M621	Arranges given/collected information in the form of table, pictograph and bar graph and interprets them	39.61
M702	Interprets the division and multiplication of fractions	32.42
M705	Solves problems related to daily life situations involving rational numbers	38.74
M706	Uses exponential form of numbers to simplify problems involving multiplication and division of large numbers	37.52
M707	Adds/subtracts algebraic expressions	50.84
M710	Solves problems related to conversion of percentage to fraction and decimal and vice versa	25.97
M717	Finds out approximate area of closed shapes by using unit square grid/graph sheet	33.17
M719	Finds various representative values for simple data from her/his daily life contexts like mean, median and mode	45.01
M721	Interprets data using bar graph	45.60
M801	Generalizes properties of addition, subtraction, multiplication and division of rational numbers through patterns	31.89
M802	Finds rational numbers between two given rational numbers	30.59
M803	Proves divisibility rules of 2, 3, 4, 5, 6, 9 and 11	44.28
M804	Finds squares, cubes, square roots and cube roots of numbers using different methods	41.56
M808	Uses various algebraic identities in solving problems of daily life	47.76
M812	Verifies properties of parallelogram and establishes the relationship between them through reasoning	36.69
M818	Finds surface area and volume of cuboidal and cylindrical object	32.90
M819	Draws and interprets bar charts and pie charts	44.37

Range of Performance of Students who Answered Correctly							
Below 30%		30% - 50%		50% - 75%		Above 75%	
Number	%	Number	%	Number	%	Number	%
527	40.11	422	32.12	289	21.99	76	5.78

## Lowest Performing Learning Outcomes (LOs)

- 1 - Solves problems related to conversion of percentage to fraction and decimal and vice versa (25.97)
- 2 - Finds rational numbers between two given rational numbers (30.59)
- 3 - Generalizes properties of addition, subtraction, multiplication and division of rational numbers through patterns (31.89)

4 - Interprets the division and multiplication of fractions (32.42)

5 - Finds surface area and volume of cuboidal and cylindrical object (32.90)